

Konferencija „Akademinė biblioteka ir atvirasis mokslas“  
2016 gruodžio 6 d.

# Open access publications of Vilnius Research Centers in Web of Science

Audrė Trumpienė, Eglė Šegždienė  
The Wroblewski Library of the  
Lithuanian Academy of Sciences

- ▶ **Data collection:** Web of Science and WoS option Open Access, data from reports of the Research Centers
- ▶ **Data:** publications (only articles) of the Nature Research Centre, Lithuania and the Center for Physical Sciences and Technology, Lithuania (the Research Centers).
- ▶ Years of reference 2013–2015

# Aim of research

- ▶ The analysis of WoS publication data from the Research Centers :
- ▶ 1. OA articles
- ▶ 2. Quality. Number of articles in Q1 and Q2
- ▶ 3. Publishers distribution of the Research Centers article output
- ▶ 4. International publications

# Open access filter and indicator in WoS

WEB OF SCIENCE™

**The crane fly genus *Libnotes* Westwood, 1876 (Diptera: Limoniidae) for Korea including two new species and an identification key**

By: Podenas, Sigitas

ZOOTAXA Volume: 4158 Issue: 1 Pages: 126-136 Published: AUG 26 2016

[View Abstract](#)

**The Strategy to Survive Primary Malaria Infection: An Experimental Study on Behavioral Changes in Parasitized Birds**

By: Mukhin, Andrey; Palinauskas, Vaidas; Platonova, Elena; et al.

PLOS ONE Volume: 11 Issue: 7 Article Number: e0159216 Published: JUL 19 2016

 [Full Text from Publisher](#)

[View Abstract](#)

**Dynamics of phytoplankton in relation to the upper Homeric (Lower Silurian) lund An example from the Eastern Baltic Basin (Western Lithuania)**

By: Venckute-Alekisene, Agne; Radzevicius, Sigitas; Spiridonov, Andrej

MARINE MICROPALAEONTOLOGY Volume: 126 Pages: 31-41 Published: JUN 2016

[Full Text from Publisher](#)

[View Abstract](#)

Languages

Countries/Territories

ESI Top Papers

Open Access

☐ NO (619)


☐ YES (92)

Refine

# WoS and open access

2700 titles in the Web of Science Core Collection

Web of Science Core Collection By Edition:

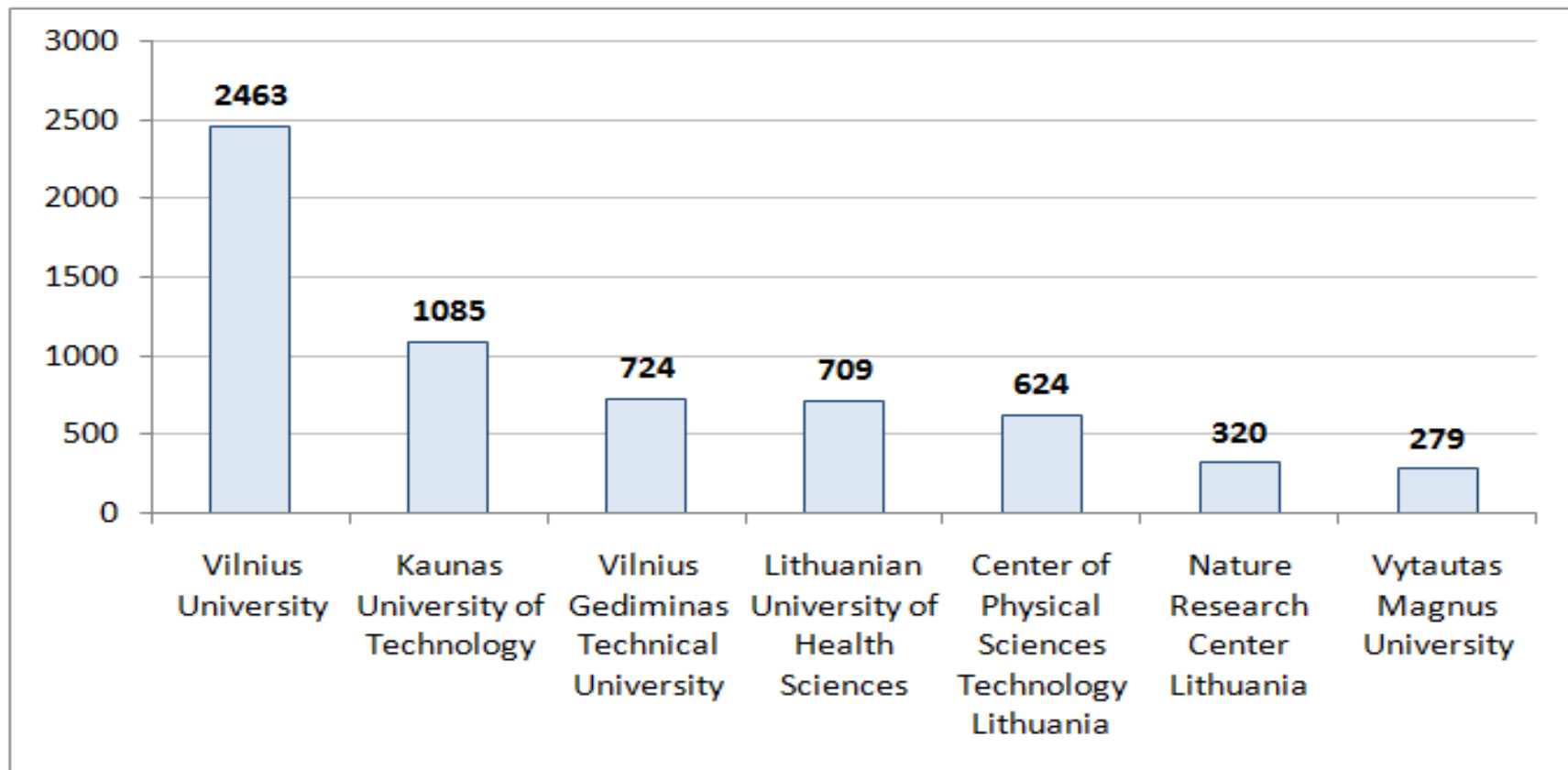


EDITION	# OA Titles	# WoS Edition (Total)	% of Edition
SCIE	930	8,848	11%
SSCI	163	3,242	5%
AHCI	75	1,779	4%
ESCI	1,640	4,460	37%
TOTAL (de-duped*)	2,744	17,284	16%

<http://ipsience.thomsonreuters.com/blog/an-easier-way-to-find-open-access/>

# Publications by LT institutions in WoS 2013–2015

Total amount: 6490 articles

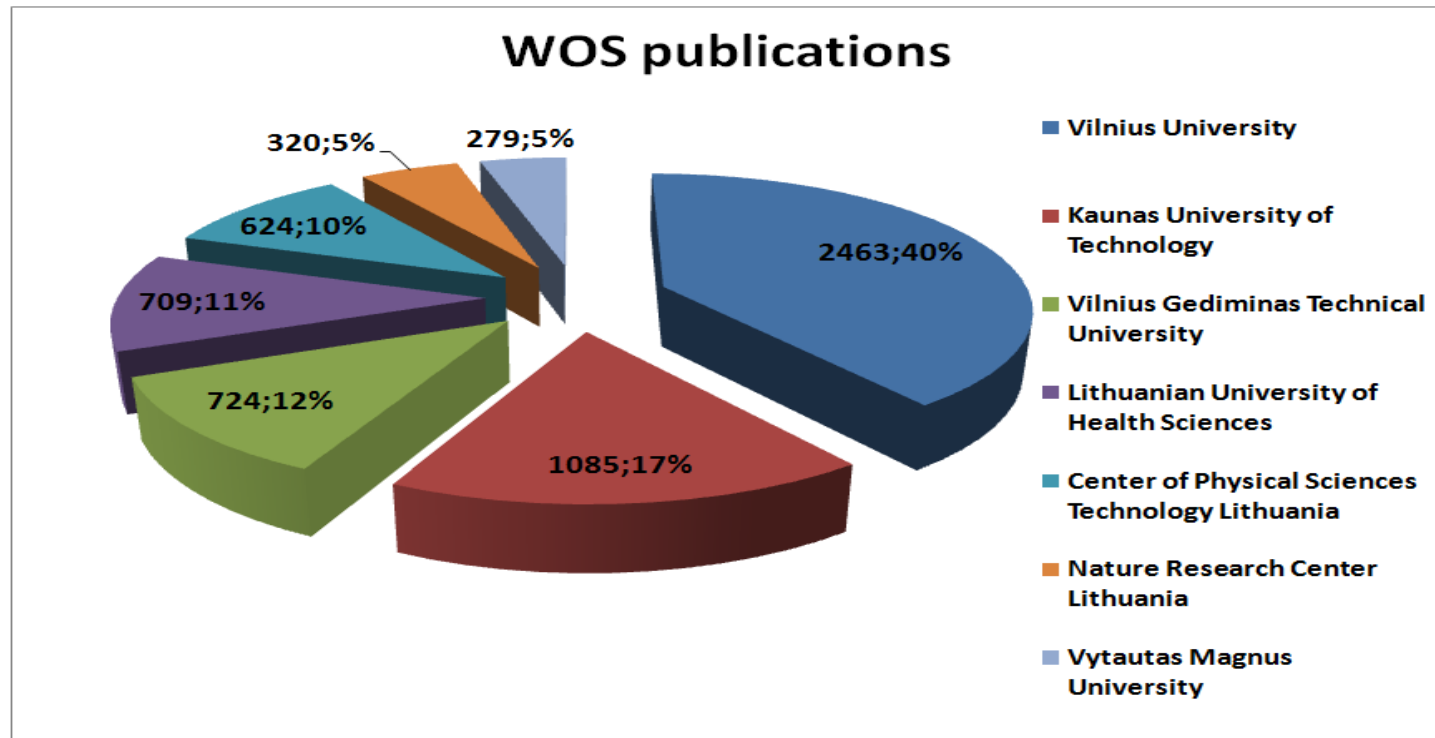




# The Research Centers' articles among other LT institutions

Total amount LT: 6490 (2013–2015)

The Research Centers: 944 (15 %)



# Errors in WoS with organization-enhanced names

Two centers Center for Physical Science & Technology and Centre for Innovative Medicine merged together

## Author Information

Reprint Address: Girkontaite, I (reprint author)

- [-] State Res Inst, Ctr Innovat Med, Dept Immunol, LT-08409 Vilnius, Lithuania.

### Organization-Enhanced Name(s)

Center for Physical Sciences & Technology - Lithuania  
State Research Institute Centre for Innovative Medicine

## Addresses:

- [-] [ 1 ] State Res Inst, Ctr Innovat Med, Dept Immunol, LT-08409 Vilnius, Lithuania

### Organization-Enhanced Name(s)

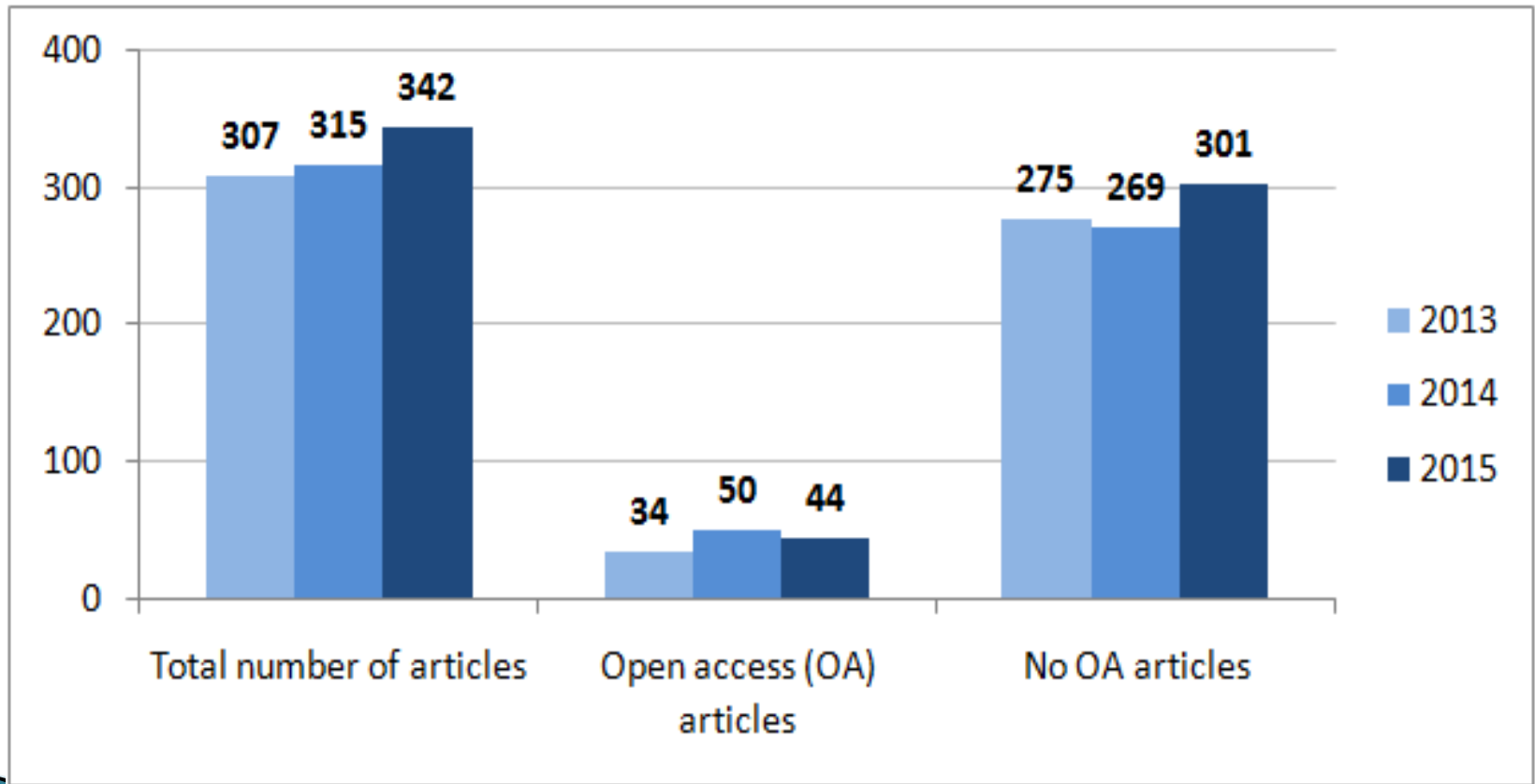
Center for Physical Sciences & Technology - Lithuania  
State Research Institute Centre for Innovative Medicine

E-mail Addresses: [igirkontaite@yahoo.com](mailto:igirkontaite@yahoo.com)



# 1. The Research Centers' publications in WoS

Total number of articles: 964 (data from the Research Centers)  
OA articles: 128 (data from the Research Centers)



# TOP OA journals in Web of Science for the Research Centers

Field: Source Titles	Record Count	% of 111	
MATERIALS SCIENCE MEDZIAGOTYRA	23	20.721 %	■
JOURNAL OF LASER MICRO NANOENGINEERING	9	8.108 %	■
ZEMDIRBYSTE AGRICULTURE	8	7.207 %	■
PLOS ONE	7	6.306 %	■
MEDICINA LITHUANIA	4	3.604 %	■
NANOSCALE RESEARCH LETTERS	4	3.604 %	■
ADVANCES IN METEOROLOGY	3	2.703 %	■
BIOMED RESEARCH INTERNATIONAL	3	2.703 %	■
ESTONIAN JOURNAL OF EARTH SCIENCES	3	2.703 %	■

WEB OF SCIENCE™

# TOP OA journals in Web of Science for LT scientists 2013–2015

Field: Source Titles	Record Count	% of 954	
MATERIALS SCIENCE MEDZIAGOTYRA	125	13.103 %	■
ZEMDIRBYSTE AGRICULTURE	101	10.587 %	■
MEDICINA LITHUANIA	75	7.862 %	■
PLOS ONE	54	5.660 %	■
PHYSICS LETTERS B	39	4.088 %	■
BIOMED RESEARCH INTERNATIONAL	22	2.306 %	■
JOURNAL OF LASER MICRO NANOENGINEERING	19	1.992 %	■
SENSORS	15	1.572 %	■
NUCLEIC ACIDS RESEARCH	13	1.363 %	■
BMC PUBLIC HEALTH	11	1.153 %	■
IFOREST BIOGEOSCIENCES AND FORESTRY	10	1.048 %	■

WEB OF SCIENCE™

## The same publication trends for Lithuania as for the two Research Centers

- ▶ Most articles are in local OA journals
  - Material Science Medziagotyra
  - Agriculture Zemdirbyste
  - Medicina Lithuania
- ▶ In the megajournal *PLOS ONE*
- ▶ Not all OA journals in WoS are visible as open access and not all articles have OA indicator

# OA journals that are not filtered by OA status in WoS

- ▶ Baltica
- ▶ Baltic forestry
- ▶ Chemija
- ▶ Elektronika ir elektrotechnika
- ▶ Lithuanian journal of physics
  
- ▶ Turkish Journal of Zoology
- ▶ Polish Journal of Environmental Studies

# The Research Centers: how the amount of OA articles in LT journals would increase if WoS showed all OA search results

Field: Source Titles	Record Count	% of 930	Bar Chart
LITHUANIAN JOURNAL OF PHYSICS	45	4.839 %	■
CHEMIJA	40	4.301 %	■
ZOOTAXA	34	3.656 %	■
MATERIALS SCIENCE MEDZIAGOTYRA	23	2.473 %	■
PARASITOLOGY RESEARCH	16	1.720 %	■
APPLIED PHYSICS A MATERIALS SCIENCE PROCESSING	14	1.505 %	■
BALTICA	12	1.290 %	■
JOURNAL OF APPLIED PHYSICS	11	1.183 %	■
SEMICONDUCTOR SCIENCE AND TECHNOLOGY	11	1.183 %	■
IEEE TRANSACTIONS ON PLASMA SCIENCE	10	1.075 %	■
JOURNAL OF PHYSICAL CHEMISTRY C	10	1.075 %	■
THIN SOLID FILMS	10	1.075 %	■
BALTIC ASTRONOMY	9	0.968 %	■

WEB OF SCIENCE™



# How the amount of OA articles in total LT research output would increase if WoS showed all OA search results

<input checked="" type="checkbox"/> Exclude Records	Field: Source Titles	Record Count	% of 373	Bar Chart	<input checked="" type="radio"/> Data rows displayed in table <input type="radio"/> All data rows (up to 200,000)
<input type="checkbox"/>	ELEKTRONIKA IR ELEKTROTECHNIKA	135	36.193 %		
<input type="checkbox"/>	CHEMIJA	92	24.665 %		
<input type="checkbox"/>	LITHUANIAN JOURNAL OF PHYSICS	82	21.984 %		
<input type="checkbox"/>	BALTICA	37	9.920 %		
<input type="checkbox"/>	BALTIC FORESTRY	27	7.239 %		

WEB OF SCIENCE™

# WoS errors. Missing OA indicator

## The legacy of Finnish-Estonian air ion and aerosol workshops

By: Kulmala, Markku; Horrak, Urmas; Manninen, Hanna E.; et al.

**BOREAL ENVIRONMENT RESEARCH** Volume: 21 Issue: 3-4 Pages: 181-206 Published: MAY 23 2016

[View Abstract](#)

## Measuring atmospheric ion bursts and their dynamics using mass spectrometry

By: Junninen, Heikki; Duplissy, Jonathan; Ehn, Mikael; et al.

**BOREAL ENVIRONMENT RESEARCH** Volume: 21 Issue: 3-4 Pages: 207-220 Published: MAY 23 2016

[View Abstract](#)

## The legacy of Finnish-Estonian air ion and aerosol workshops

By: Kulmala, Markku; Horrak, Urmas; Manninen, Hanna E.; et al.

**BOREAL ENVIRONMENT RESEARCH** Volume: 21 Issue: 3-4 Pages: 181-206 Published: MAY 23 2016

**BOREAL ENVIRONMENT RESEARCH**



Impact Factor

**1.476** **1.614**

2015 5 year

JCR® Category	Rank in Category	Quartile in Category
ENVIRONMENTAL SCIENCES	<b>130 of 225</b>	<b>Q3</b>

Data from the 2015 edition of Journal Citation Reports®

MAY 23 2016

MAY 23 2016

# OA journals in WoS

- ▶ Not all OA journals and articles in them are visible as open access in WoS due to lack of publishers, editors and WoS initiatives.
- ▶ The all-round usefulness of OA:
  - More OA articles – broader possibilities for users
  - Citation amount for OA journals would increase

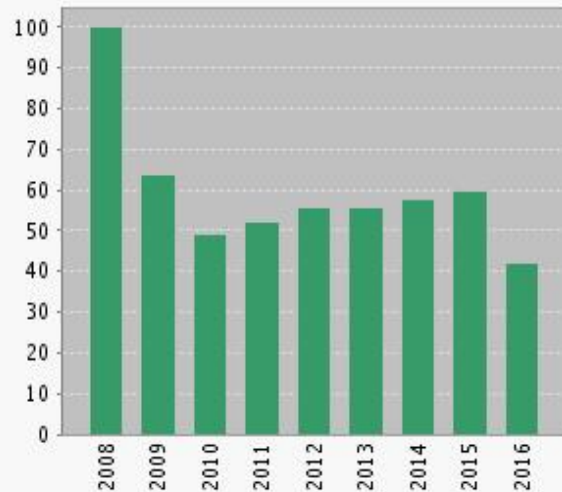
# OA journal citation growth



Scientific journal

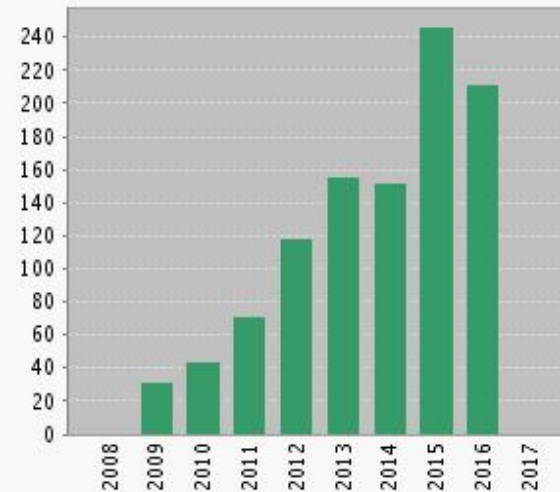
**ZEMDIRBYSTE-AGRICULTURE**

Published Items in Each Year



The latest 20 years are displayed.

Citations in Each Year



The latest 20 years are displayed.



WEB OF SCIENCE™

# OA journal citation growth



Medicina

Open Access

About this Journal



Get new article feed

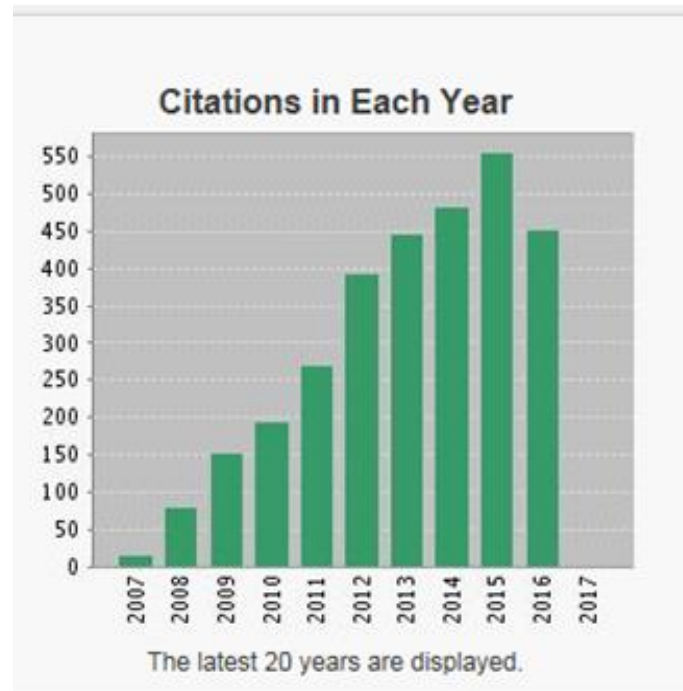


Subscribe to new volume alerts



Add to Favorites

Copyright © 2016 Lithuanian University of Health Sciences

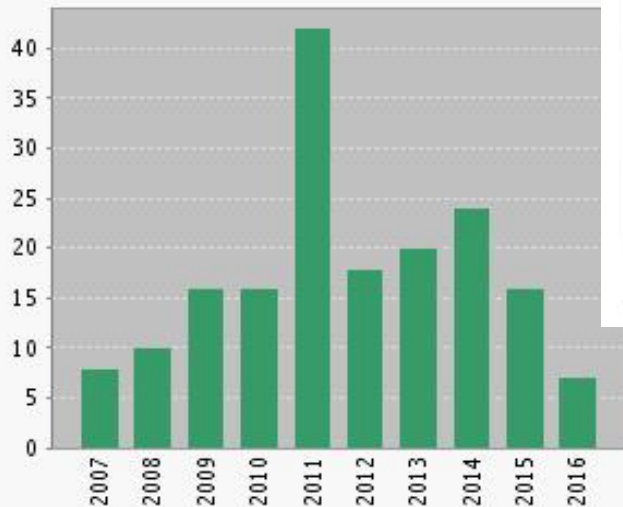


WEB OF SCIENCE™


# To compare: citation growth for a journal not filtrated as OA (Baltica)

## Baltica

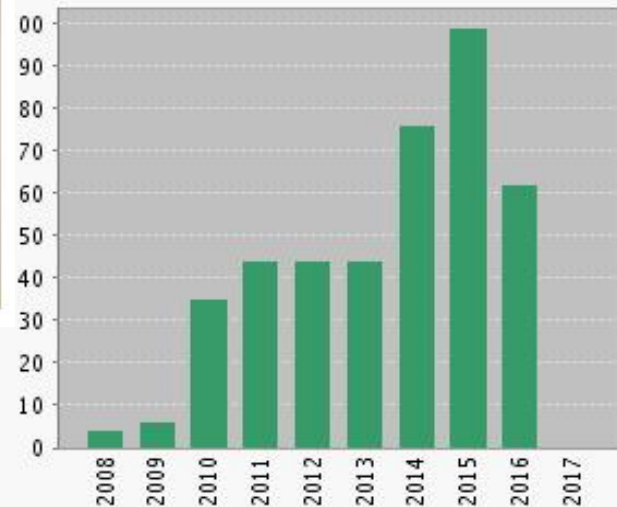
Published Items in Each Year



The latest 20 years are displayed.



Citations in Each Year



The latest 20 years are displayed.

WEB OF SCIENCE™



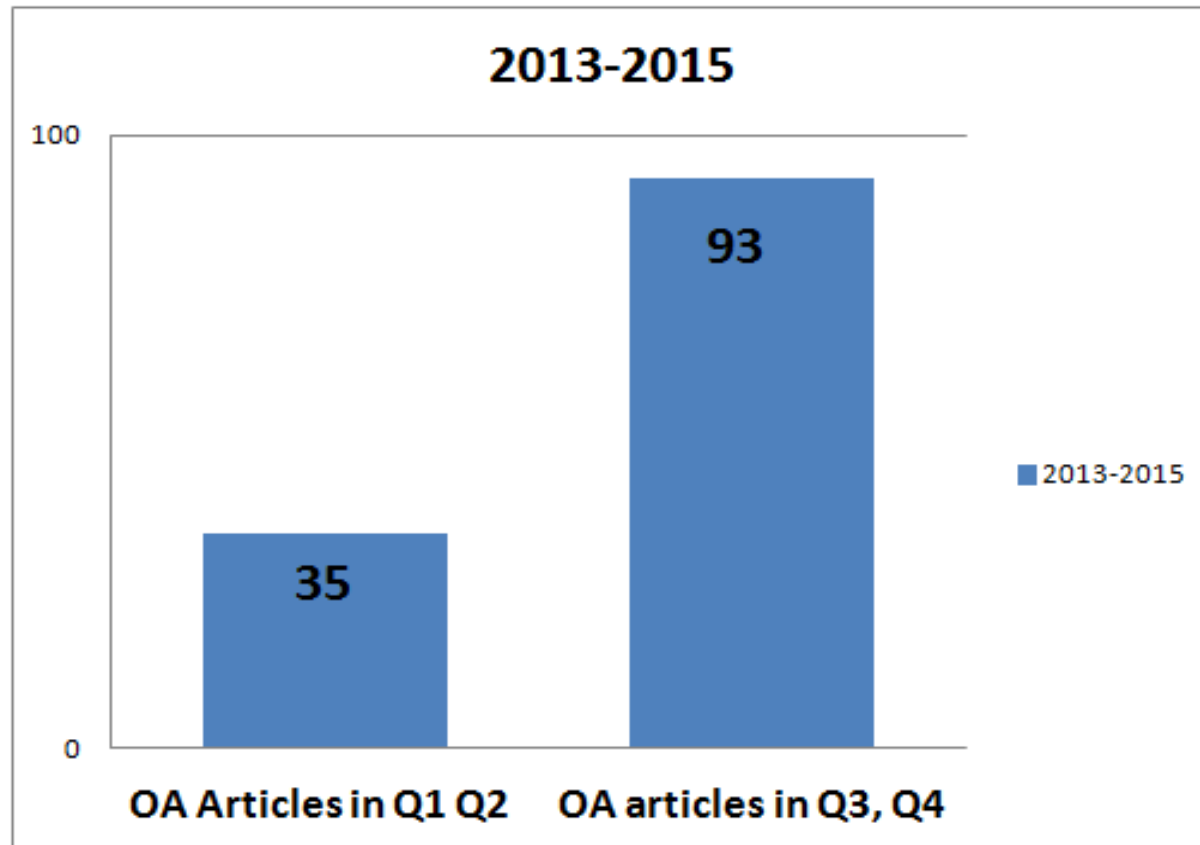
## 2. The Research Centers: quality

- ▶ Based on Impact factor data, the Journal Citations Reports, published by the former Thomson Reuters, provides yearly rankings of science and social science journals, in the subject categories relevant for the journal.
- ▶ Quartile results are considered in evaluation of scientific research, incentives, distribution of rewards to researchers.

# Research Centers articles by Q

128 Research Centers OA articles

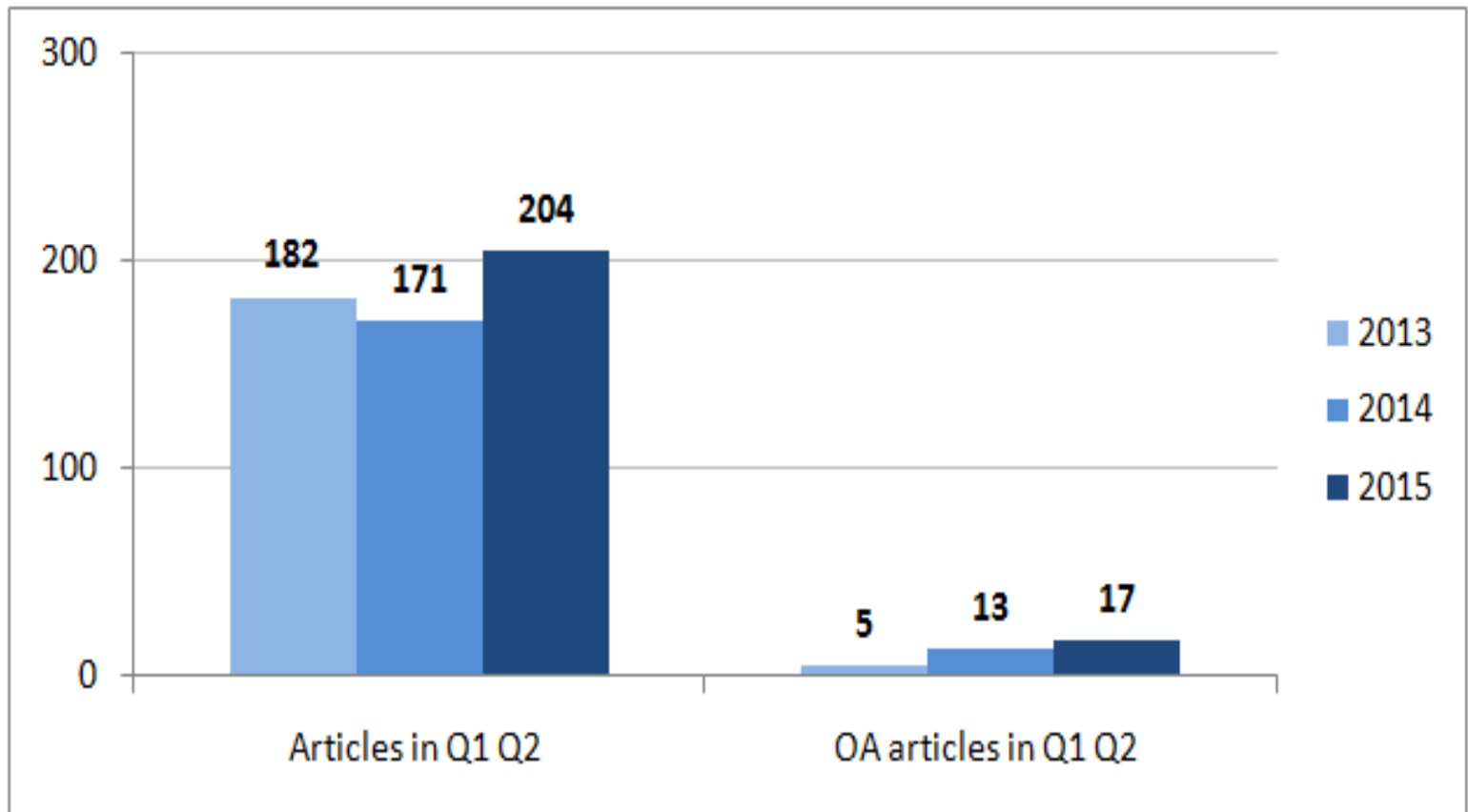
58 OA journal titles



# The Research Centers. Q1, Q2

No OA articles 557 (total amount 964 articles)

OA articles 35



# The Research Centers OA Q1 Q2 journals by titles or publishers

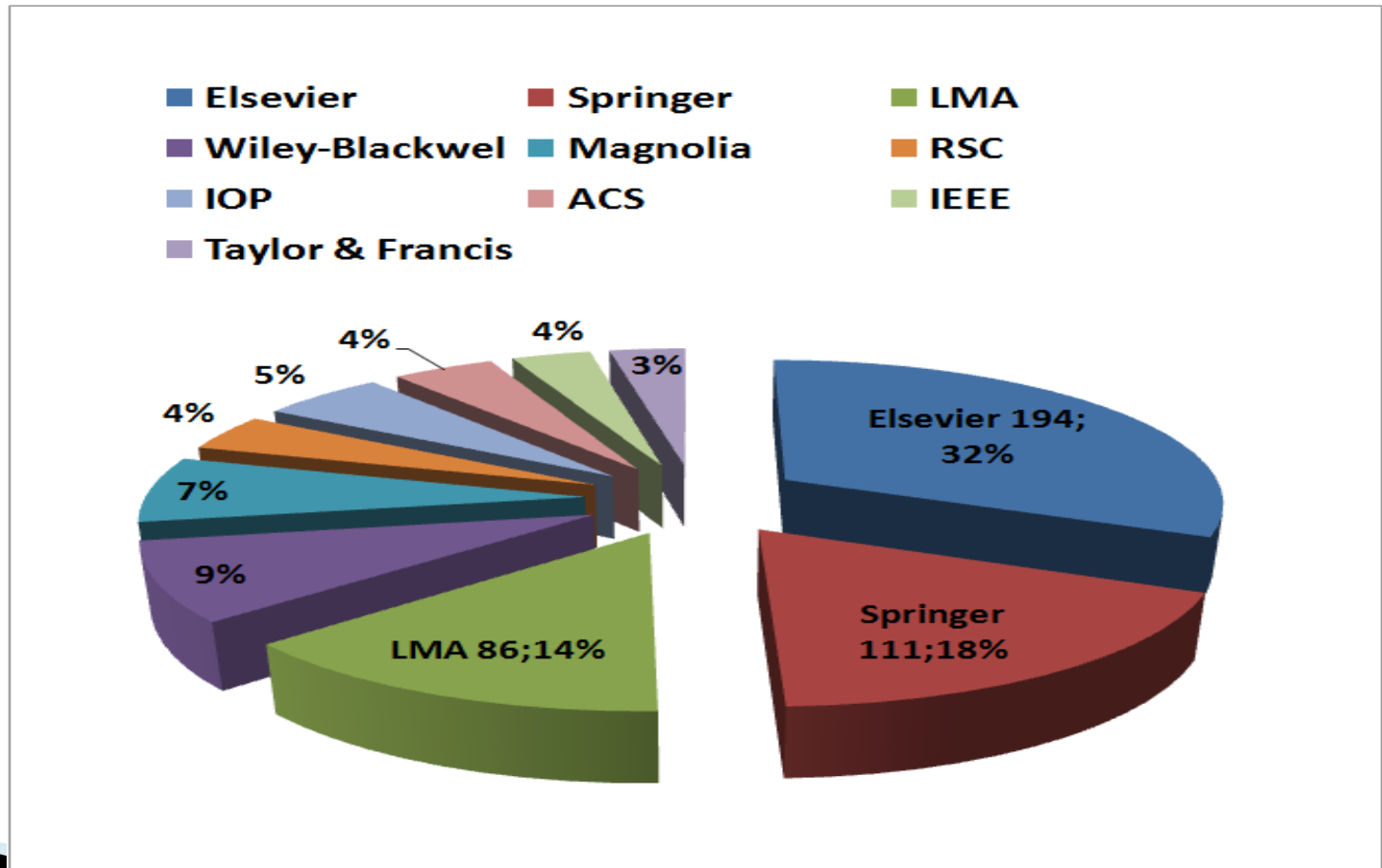
Journal title or publisher	RC article no
Plos One	6
Springer	4
OSA (USA) (Optical Society of America)	3
Nature	2
IOP (Institute of Physics)	2
Elsevier	2
Biomed Central	2
Peer J	1
Oxford	1
Wiley Blackwell	1

# The Research Centers OA Q3, Q4 journals by publishers or countries

Journal title or publisher	RC article no
LT	32
Poland	10
Hindawi (USA)	7
Japan	2
Intech (Croatia)	1
Bulgaria (Pensoft)	1
Slovakia	1
Brazilia	1
Springer (Taiwan)	1

### 3. Publishers distribution of the Research Centers article output

Research Centers: total amount of articles 964



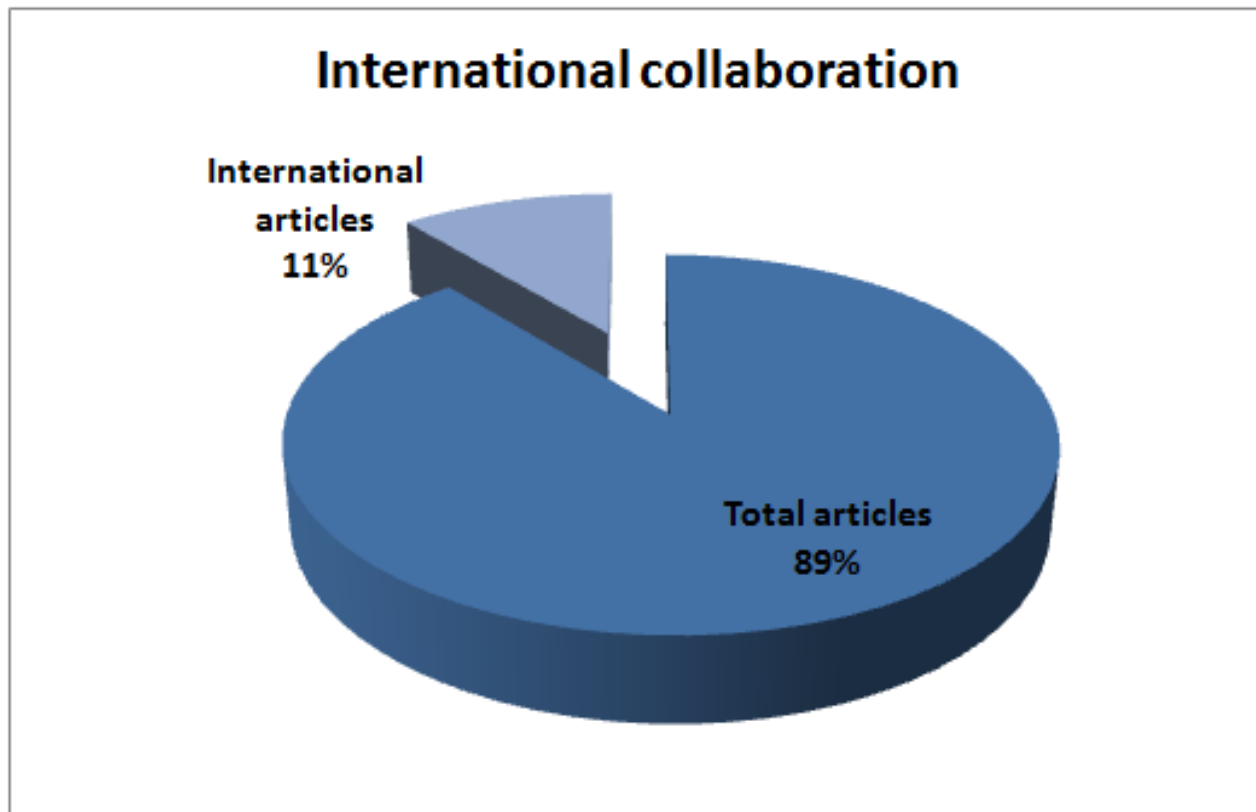


## 4. International collaboration

- ▶ Publications with one or several authors from other countries.
- ▶ From the perspective of research assessors, this is an important factor in the evaluation of scientists' contacts with partners from other countries.

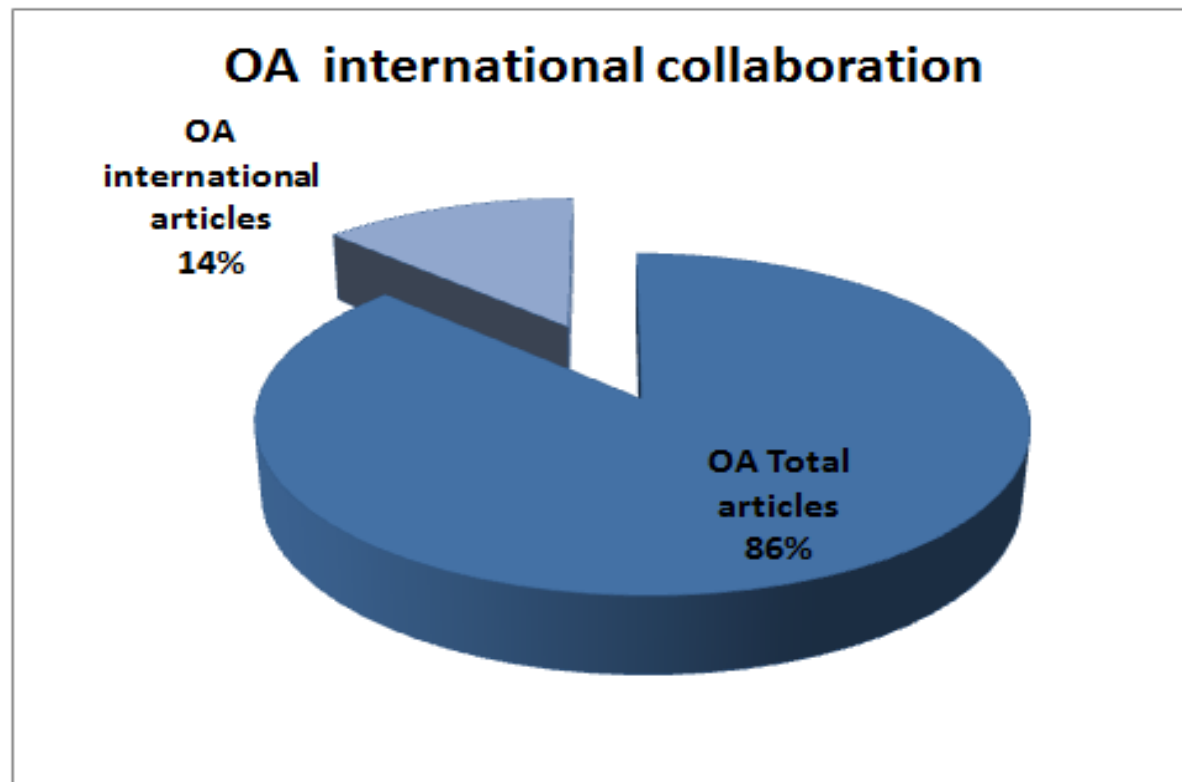
# The Research Centers: international collaboration 2013–2015

- ▶ Total amount: 964 WoS articles
- ▶ Out of them, 154 with authors from other countries



# The Research Centers: international collaboration. OA articles

- ▶ Total amount of OA articles: 128
- ▶ Out of them, 19 have authors from other countries



# Conclusions and trends

- ▶ Increase in the amount of OA articles.
- ▶ In physical and biomedical sciences the choice of a journal for publication is based on its rating rather than on its OA status.
- ▶ The more OA journals are accessible through WoS, the better it is for the users.
- ▶ WoS is an excellent analytic tool, but only if institutional data have been put in order.

# Thank you!

# Ačiū!

[Audrė Trumpienė audre@ekoi.lt](mailto:audre@ekoi.lt)  
[Eglė Šegždienė segzdienne@mab.lt](mailto:segzdienne@mab.lt)